

Kenmac Rentals & Sales

20 X 20 Canopy Set-up Instructions

1. Spread out tent & ropes. Drive stakes 3' out from edge of tent – two at each corner & one at each side pole.

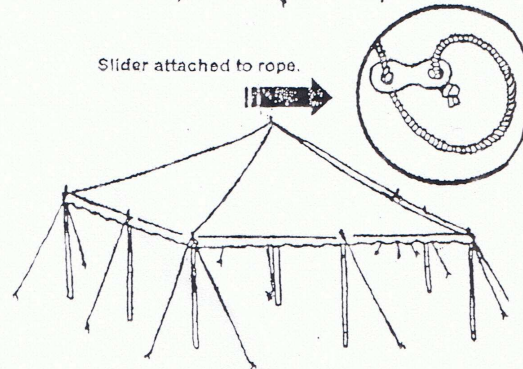
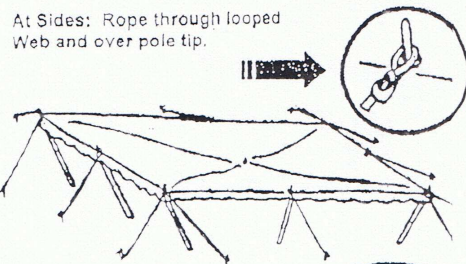
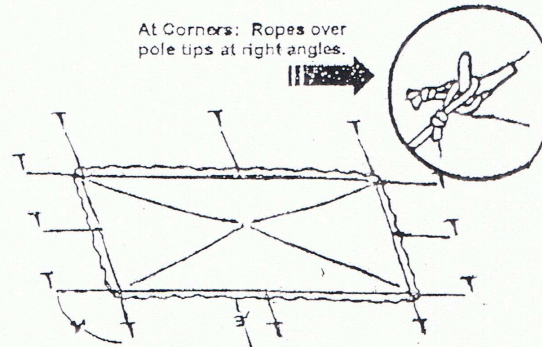
2. Fasten ropes to stakes leaving looped end about 7' of slack.

3. Set up two piece side poles with tips through the grommets. Angle poles at 45 degrees.

4. Set up center pole (larger diameter 4 piece pole). Be certain snap buttons are secured.

5. Push side poles to vertical position. Adjust & tighten guy ropes.

6. Small diameter cord is attached to center rings & staked straight down.



CONTENTS

20 poles
13 stakes
12 ropes